



## Creating a Facebook Fundraiser Through DonorDrive

DonorDrive teamed up with Facebook to provide a seamless experience for participants as they fundraise through Facebook Fundraisers. Facebook Fundraising is a great way to get your fundraising efforts in front of your closest friends and family. On average, a Facebook Fundraiser campaign raises \$150 or more.

TEAM IMF Athletes have the opportunity to create a Facebook Fundraiser during any point of their fundraising journey through their DonorDrive account. Every donation you receive on DonorDrive will sync to your Facebook Fundraiser, and every donation you receive on Facebook will sync back to your DonorDrive page.

\*Please note, Facebook Fundraisers **MUST** be created directly through your DonorDrive profile. If you create a Facebook Fundraiser through Facebook, your donations will not sync with your DonorDrive account and we have no way to credit them back to you.

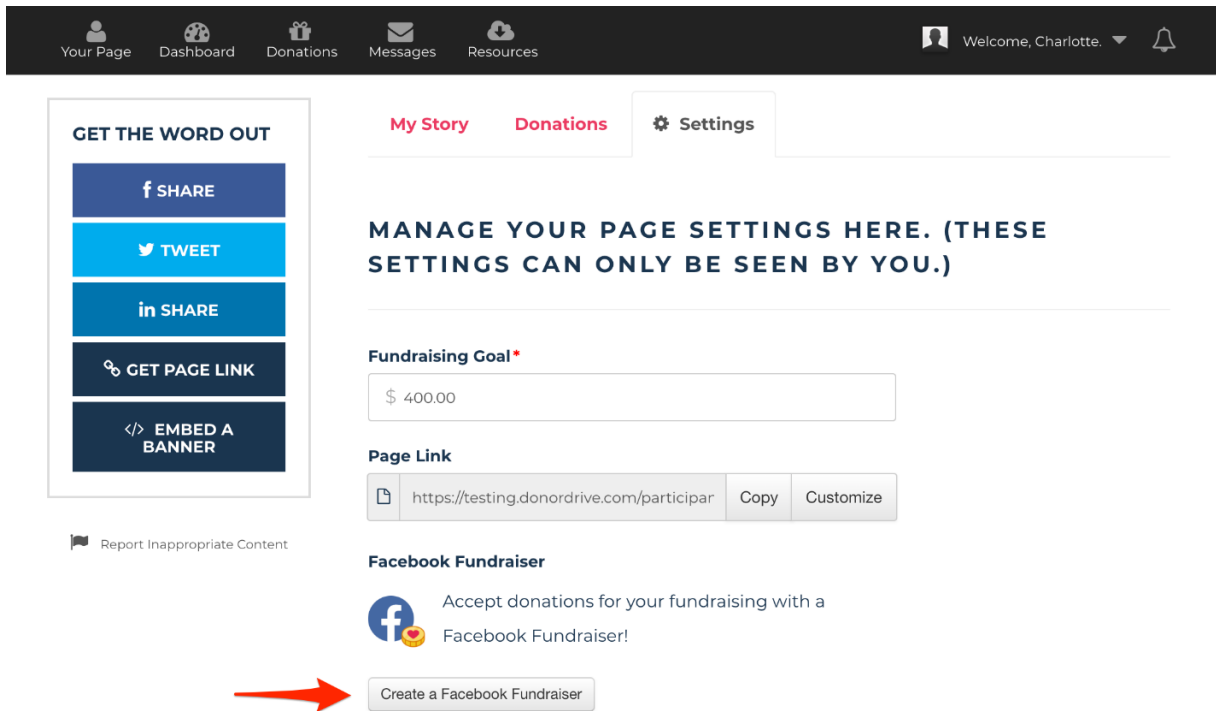
## Athletes with an Existing DonorDrive Page

There are three ways you can create a Facebook Fundraiser through your existing DonorDrive Fundraiser Portal:

1. Log in to your DonorDrive account, select Dashboard:

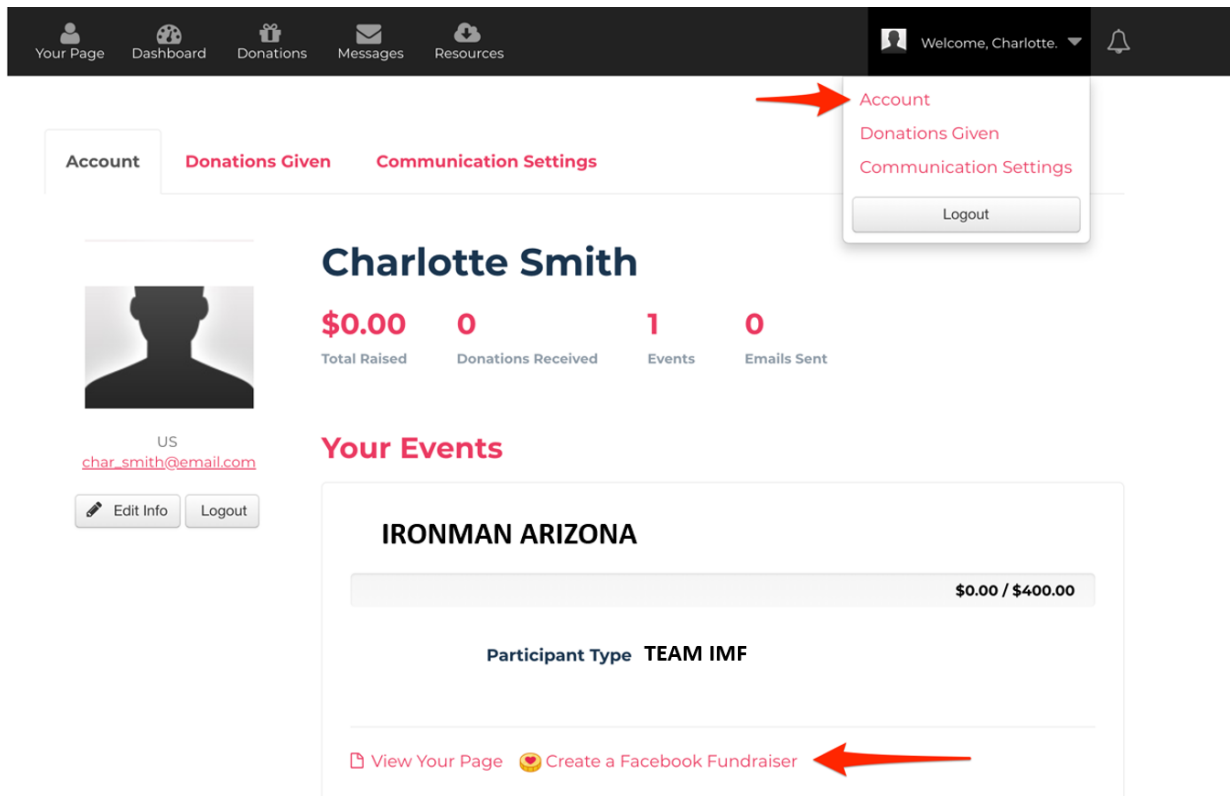


2. Log in to your DonorDrive account, select Your Page then Settings:



The screenshot shows the DonorDrive account settings page. At the top, there is a navigation bar with icons for 'Your Page', 'Dashboard', 'Donations', 'Messages', and 'Resources'. On the right, it says 'Welcome, Charlotte.' with a dropdown arrow and a notification bell. Below the navigation bar, there are three tabs: 'My Story', 'Donations', and 'Settings'. The 'Settings' tab is selected. The main content area has a heading: 'MANAGE YOUR PAGE SETTINGS HERE. (THESE SETTINGS CAN ONLY BE SEEN BY YOU.)'. Below this, there is a 'Fundraising Goal\*' section with a text input field containing '\$ 400.00'. The next section is 'Page Link', showing the URL 'https://testing.donordrive.com/participar' with 'Copy' and 'Customize' buttons. The 'Facebook Fundraiser' section includes a Facebook icon and the text 'Accept donations for your fundraising with a Facebook Fundraiser!'. At the bottom of this section is a button labeled 'Create a Facebook Fundraiser', which is pointed to by a red arrow.


3. Log in to your DonorDrive account, hover over your name and select Account:



The screenshot shows the DonorDrive account profile page. At the top, there is a navigation bar with icons for 'Your Page', 'Dashboard', 'Donations', 'Messages', and 'Resources'. On the right, it says 'Welcome, Charlotte.' with a dropdown arrow and a notification bell. The dropdown menu is open, showing options: 'Account', 'Donations Given', 'Communication Settings', and 'Logout'. A red arrow points to the 'Account' option. Below the navigation bar, there are three tabs: 'Account', 'Donations Given', and 'Communication Settings'. The 'Account' tab is selected. The main content area features a profile card for 'Charlotte Smith'. The profile card includes a silhouette placeholder for a profile picture, the name 'Charlotte Smith', and statistics: '\$0.00' Total Raised, '0' Donations Received, '1' Events, and '0' Emails Sent. Below the profile card, there is a section titled 'Your Events' with a card for 'IRONMAN ARIZONA'. The card shows a progress bar for '\$0.00 / \$400.00' and 'Participant Type TEAM IMF'. At the bottom of the card, there are two links: 'View Your Page' and 'Create a Facebook Fundraiser', with a red arrow pointing to the latter.


## Athletes New to DonorDrive

When setting up your DonorDrive page, you have the opportunity to create a Facebook Fundraiser during Fundraiser Coach:



## Viewing Facebook Fundraiser Progress in DonorDrive

After you create a Facebook Fundraiser, you can track how much you are raising from Facebook on your DonorDrive Dashboard:



## IRONMAN ARIZONA



### Your Facebook Fundraiser

\$15 of your \$125 total raised has come from your Facebook Fundraiser!

Facebook Fundraiser

[VIEW FACEBOOK FUNDRAISER](#)

(Your Fundraiser will end on **09/08/2020**. [End Now](#))

#### YOUR FUNDRAISING

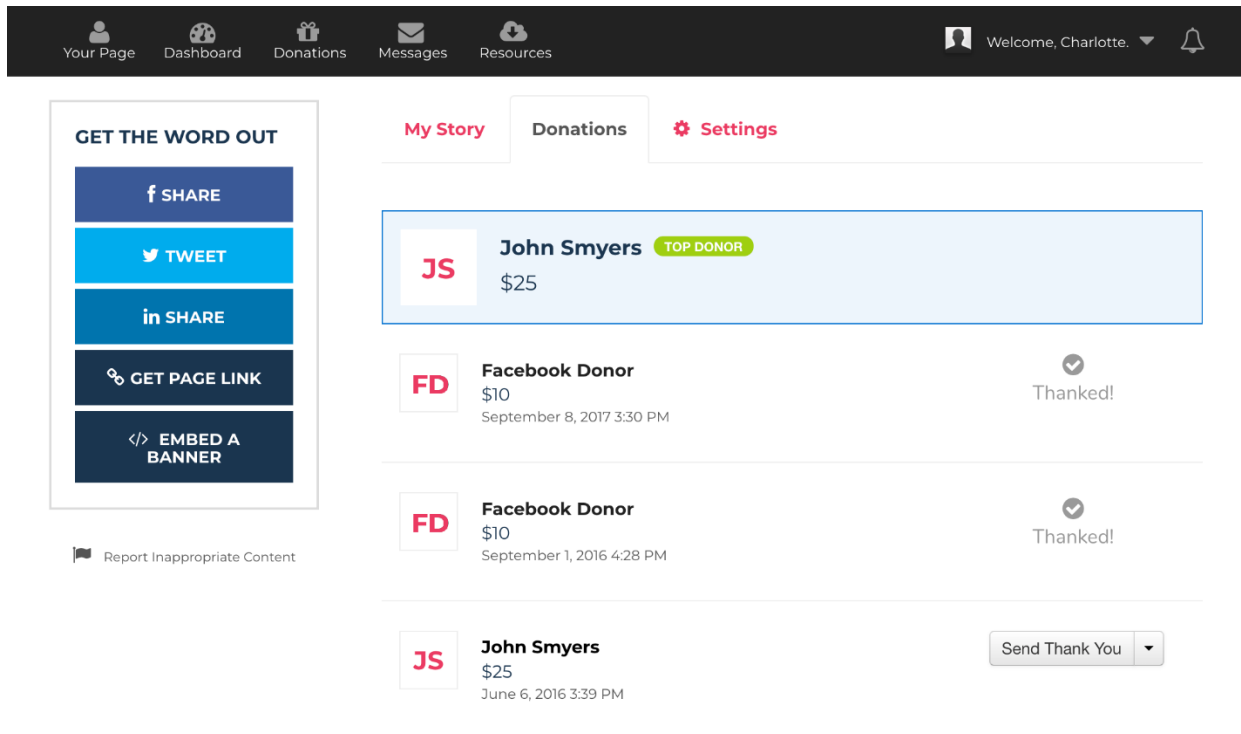
- [View Your Page](#)
- [Make a Donation](#)
- [View Donations Received](#)
- [Register Another Participant](#)
- [View Facebook Fundraiser](#)

#### ASK FRIENDS TO DONATE

[Email](#) [Facebook](#) [Twitter](#) [LinkedIn](#)

## Viewing Facebook Donations in DonorDrive

When you receive a donation through your Facebook Fundraiser, you will immediately see the donation synced into DonorDrive. The donations will be listed on your donation list:

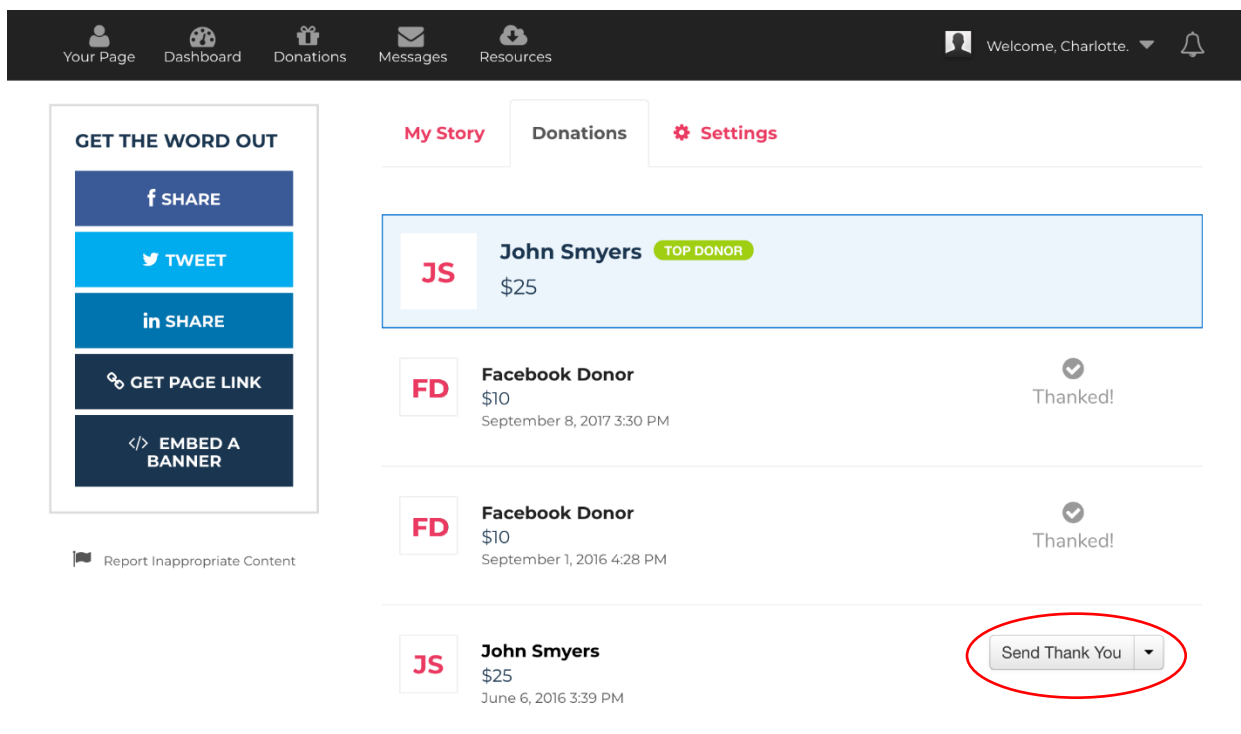


The screenshot shows the DonorDrive interface. At the top, there is a navigation bar with icons for 'Your Page', 'Dashboard', 'Donations', 'Messages', and 'Resources'. On the right, it says 'Welcome, Charlotte' with a dropdown arrow and a bell icon. Below the navigation bar, there are three tabs: 'My Story', 'Donations', and 'Settings'. The 'Donations' tab is active. On the left side, there is a 'GET THE WORD OUT' section with buttons for 'SHARE', 'TWEET', 'in SHARE', 'GET PAGE LINK', and 'EMBED A BANNER'. Below this is a 'Report Inappropriate Content' link. The main content area displays a list of donations:

- John Smyers** (TOP DONOR) \$25
- Facebook Donor** \$10, September 8, 2017 3:30 PM, Thanked!
- Facebook Donor** \$10, September 1, 2016 4:28 PM, Thanked!
- John Smyers** \$25, June 6, 2016 3:39 PM, Send Thank You

## Thanking Facebook Donors

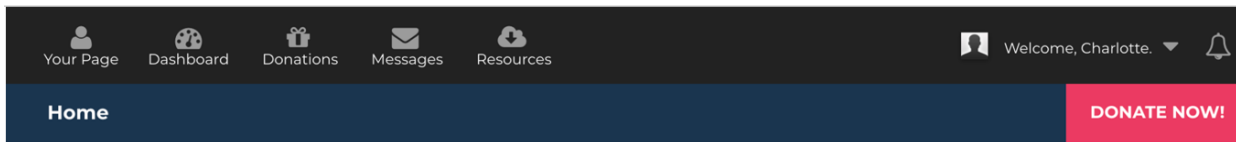
You can thank your Facebook Donors by commenting on your Facebook Fundraiser or privately messaging the donor. After you thank a donor on Facebook, you will have the option to mark that donor as Thanked in DonorDrive.



This screenshot is identical to the one above, but with a red circle highlighting the 'Send Thank You' button for the John Smyers \$25 donation.

# Ending a Facebook Fundraiser

You can end your Facebook Fundraiser directly from your DonorDrive Dashboard:



## IRONMAN ARIZONA

A white card with a circular progress indicator on the left showing a Facebook logo and a gold coin icon. Text reads: 'Your Facebook Fundraiser', '\$15 of your \$125 total raised has come from your Facebook Fundraiser!', and 'Facebook Fundraiser'. A red button says 'VIEW FACEBOOK FUNDRAISER'. Below it, text says '(Your Fundraiser will end on 09/08/2020. End Now)'. The 'End Now' link is circled in red.

A white card with two sections. The top section is titled 'YOUR FUNDRAISING' and contains links: 'View Your Page', 'Make a Donation', 'View Donations Received', 'Register Another Participant', and 'View Facebook Fundraiser'. The bottom section is titled 'ASK FRIENDS TO DONATE' and contains social media icons for Facebook, Twitter, and LinkedIn.

⚠️ Ending a Facebook Fundraiser directly on Facebook will not end it in DonorDrive. If you choose to end it via Facebook, you will still have to complete the step above through DonorDrive.